



Internet Initiative Japan

APNIC Fees WG

APNIC / Nusa Dua

2007.02.01

Randy Bush <randy@psg.com>

<<http://psg.com/~randy/070201.apnic-fees.pdf>>

Agenda

1. History - Che-Hoo Cheng - 20 mins
2. RIR Comparison - Randy Bush - 10 mins
3. Structure vs. Equity vs. Budget - Paul Wilson - 20 mins
4. Report on Straw Poll - Paul Wilson - 20 mins
5. RIPE's fee model - Axel Pawlik - 20 mins
- break
6. Open Microphone (max 10 mins each)
 - a) NIR Meeting Report - Izumi Okutani - 10 mins
 - b) Alternative solutions: "A continuous three-bit fee model" - Ming Chen Liang - 10 mins
 - c) Fee and related issues - Bill Cheon - 10 mins
 - d) maybe hear from others than NIRs?

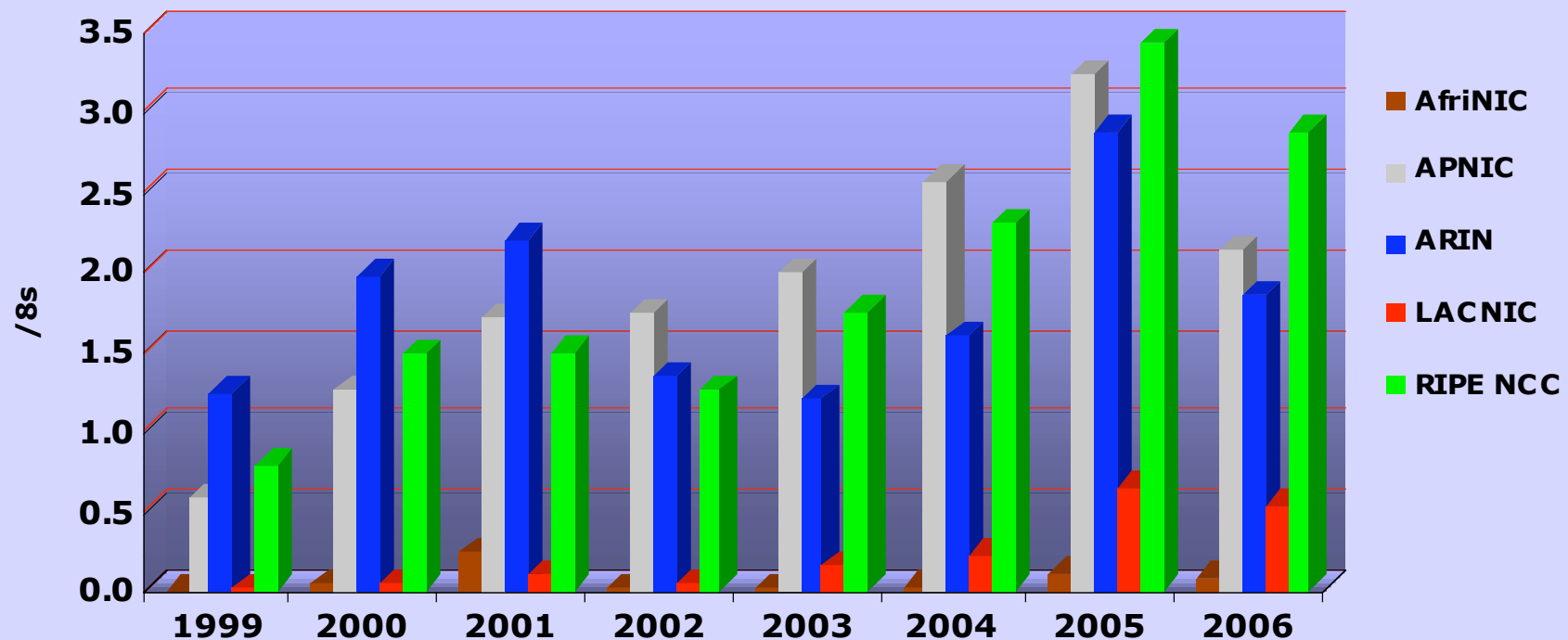
RIR Income and Expense 2005

	AfriNIC	LACNIC	APNIC	ARIN	RIPE NCC
Revenue	769,641	1,016,731	5,823,736	10,531,681	15,074,201
Expenses	419,732	844,841	5,509,442	7,590,880	11,731,574
Net Income	349,909	171,890	314,294	2,940,801	3,342,627

- **APNIC** a bit more than half the income of **ARIN**
- **APNIC** a bit more than 1/3 income of **RIPE/NCC**
- **But APNIC** does about the same work!

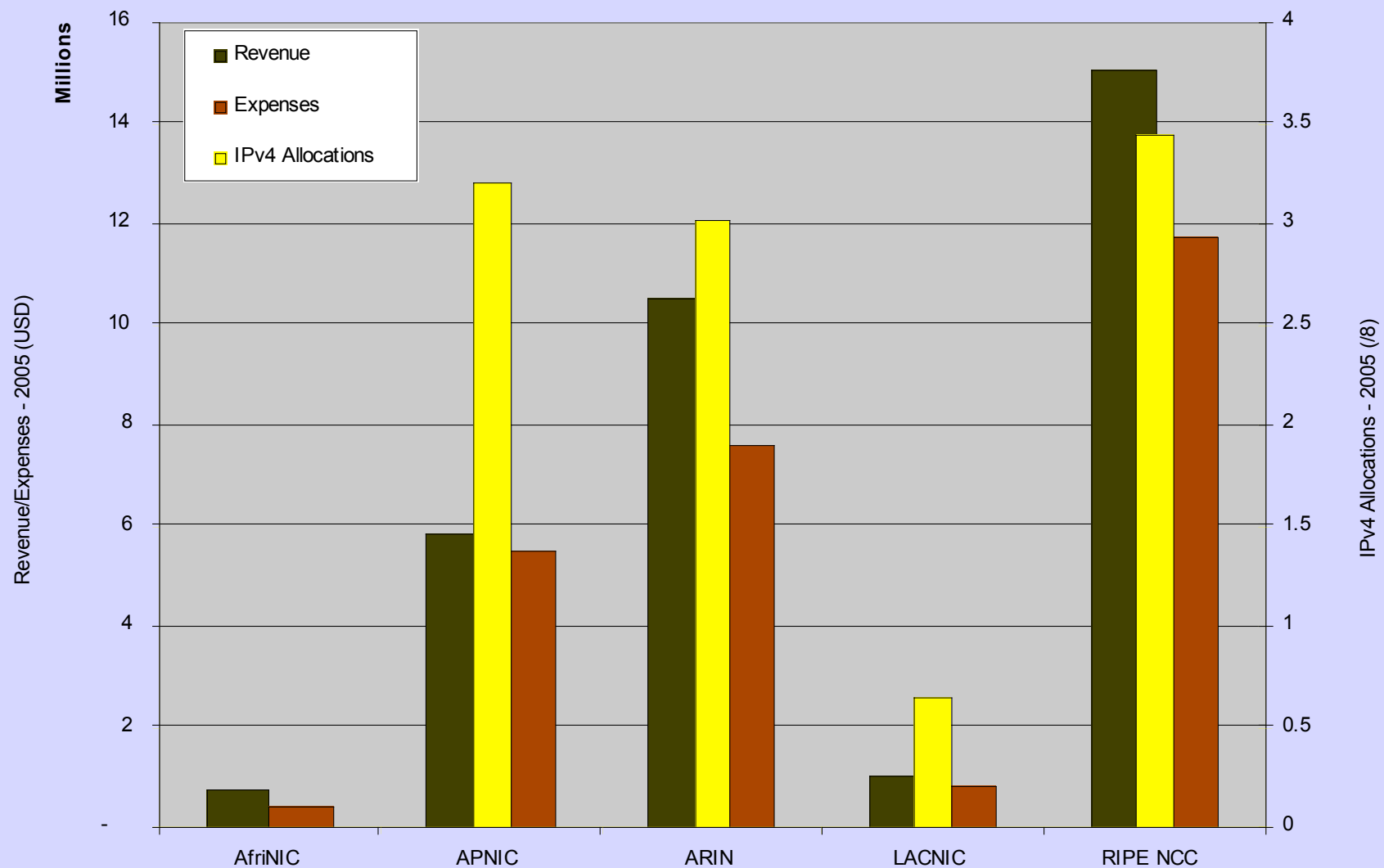
Measured "Work Product" IPv4 Allocations RIRs to LIRs/ISPs

From "Internet Number Resource Status Report" 2006.09.30

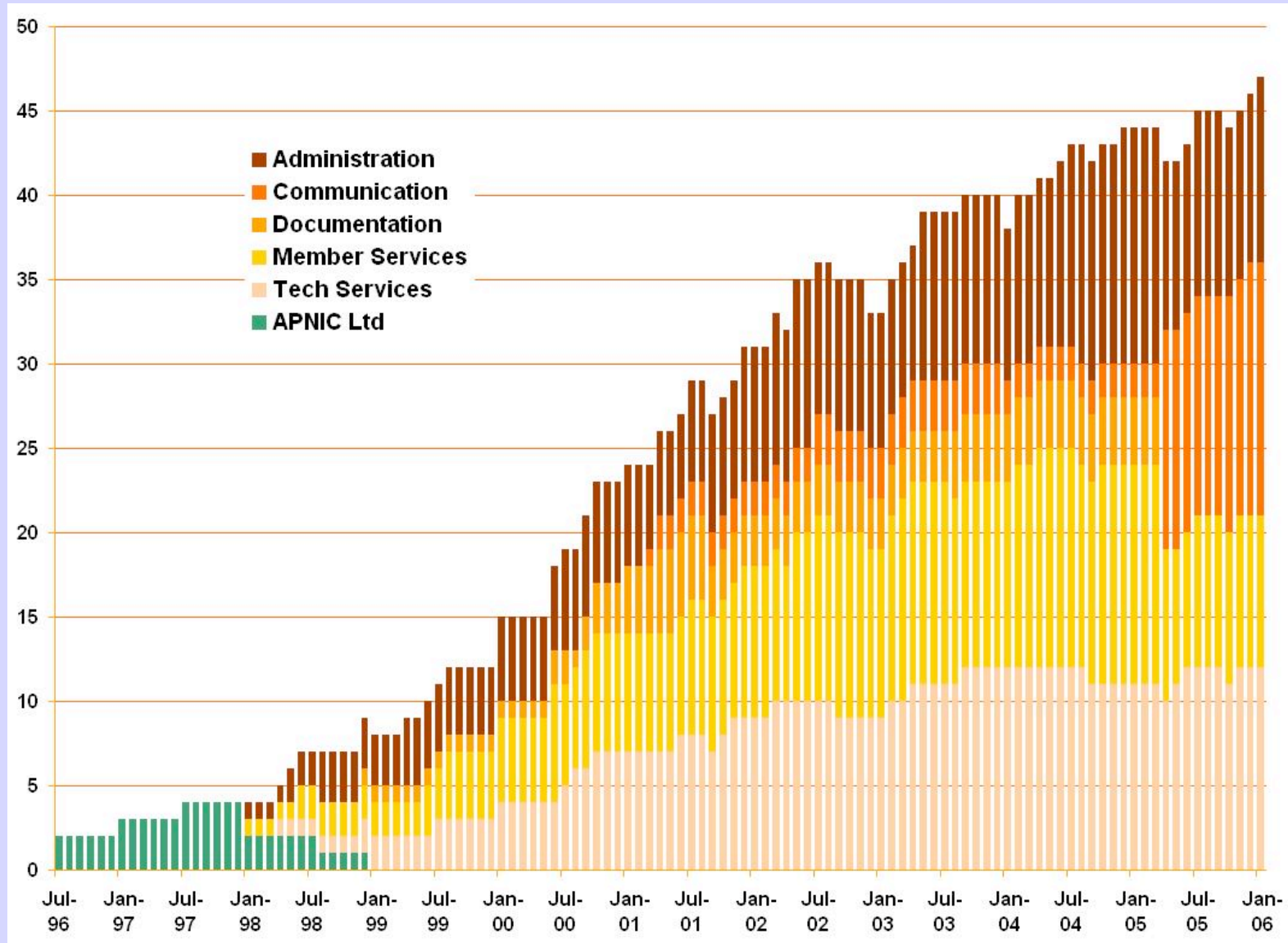


- RIPE and APNIC about the same
- ARIN about same but slowing

Cost of Work Product - 2005



And it is NOT a Large Staff Build-up



Where the Money Actually Went

